

First records of golden trevally (*Gnathodon speciosus*, Carangidae), sharp-tail mola (*Masturus lanceolatus*, Molidae) and evidence for white shark (*Carcharodon carcharias*, Lamnidae) in the Galápagos Islands, Ecuador

V.L.G. TODD^{1,2} AND J.S. GROVE^{3,4}

¹Ocean Science Consulting Ltd, Ocean House, 4 Brewery Lane, Belhaven, Dunbar, East Lothian, EH42 1PD, Scotland, UK, ²Institute of Sound and Vibration Research, University of Southampton, University Road, Southampton, SO17 1BJ, UK, ³Section of Fishes, Natural History Museum of Los Angeles County, 900 Exposition Boulevard, Los Angeles, CA 90007, USA, ⁴Zegrahm Expeditions, 192 Nickerson St #200 Seattle, WA 98109, USA

*In 1995, a complete survey of the fish collection in the Charles Darwin Research Station (CDRS) Museum (Galápagos Islands, Ecuador) was undertaken. Five specimens represented possible new records to the archipelago, but insufficient material was available at CDRS to confirm identification. On 5 November 2007, the specimens were removed from the CDRS fish collection under licence from the Parque Nacional Galápagos (PNG) on loan to the Los Angeles County Museum of Natural History (LACM). Identification of all species was confirmed using comparative LACM voucher specimens, including X-rays, scientific keys and other resources, which were, at the time, unavailable to scientists at the CDRS. Four of the five specimens were incorrectly identified in 1995, the fifth, the golden trevally, *Gnathodon speciosus*, is the first confirmed record of this species for the Galápagos. One of the originally mis-identified specimens, the longnose anchovy (*Anchoa nasus*), proved to be *A. ischana* (sharpnose anchovy), and *A. nasus* can now be eliminated as a verified record from the islands. The first confirmed record of the sharp-tail mola, *Masturus lanceolatus*, for the archipelago is also presented based on photographic and video evidence. The first physical evidence of the white shark, *Carcharodon carcharias*, in the Galápagos Archipelago based on discovery of a tooth and C^{14} analysis, is presented.*

Keywords: golden trevally, sharp-tail mola, white shark, Galápagos Islands, Ecuador

Submitted 19 April 2010; accepted 14 June 2010

INTRODUCTION

The World Heritage listed the Galápagos Islands as an isolated archipelago within one of the four provinces distributed in the Eastern Tropical Pacific (ETP) biogeographic region described by Hastings (2000). In the Galápagos Islands, the indigenous shallower ichthyofauna was isolated from mainland tropical fauna by the thermal gradients to the north and south, the wide expanse East Pacific Barrier (EPB) to the west and by the central American landmass to the east. Thus, the Galápagos Archipelago is a conservation hotspot of fish biodiversity and one of the world's top-ranked areas based on the percentage of endemism (Allen, 2008). The ichthyofauna was found to be more diverse in the Galápagos Islands than in other ETP islands such as Cocos and Isla Malpelo (Grove & Lavenberg, 1997). In fact, if endemics are excluded,

the shallower ichthyofauna in the Galápagos Islands comprises a mosaic of elements from the Panamic, Chilean, western Pacific and Atlantic faunas (McCosker & Rosenblatt, 1984; Robertson & Cramer, 2009). McCosker (1998) updated the list of 444 species described by Grove & Lavenberg (1997), to include 526 species, 73 of which are endemic and 13 exclusively found at the Galápagos, Cocos and/or Malpelo Islands.

This paper confirmed two new fish records for the Galápagos Archipelago. In addition, physical evidence of a new shark record to the islands was also detailed.

MATERIALS AND METHODS

The existing fish collections made from 1962 to 1995 and held at the Charles Darwin Research Station (CDRS) Museum were examined by V.L.G.T. in 1995. The available material comprised 55 families, 150 species and 296 specimens. The taxonomy was standardized by reference to Eschmeyer (1998) and Nelson (1994). Results were compared with the available

Corresponding authors:

V.L.G. Todd and J.S. Grove

Emails: v.todd@oceanscienceconsulting.com; JSGImages@aol.com

literature (e.g. Grove *et al.*, 1984; Goodson, 1988; Humann, 1993; Allen & Robertson, 1994) and five specimens were thought to be new records for the Galápagos Islands. Thus, they were removed from the CDRS Museum and transported by J.S.G. under licence from the Parque Nacional Galápagos (PNG) to the Los Angeles County Museum of Natural History (LACM). Identification was carried out in the LACM by means of comparative voucher material, a digital linear X-ray scanner (EZ320 NTB GmbH, Germany), scientific keys and unpublished colour notes of the Instituto Nacional de Pesca (INP), Guayaquil, Ecuador. The specimens were then returned by J.S.G. to the CDRS collection.

In addition, an unusual ocean sunfish specimen was photographed and filmed in 2008 in Gardner Bay in the waters off Española Island ($1^{\circ}20'51.94''S$ $89^{\circ}39'17.85''W$) at about 18 m depth during a tour carried out by the vessel MV 'National Geographic Polaris'. Thus, species identification of this specimen was based on photographs and video footage.

Finally, a shark tooth was found in 1996 in the supralittoral zone at Urvina Bay, on the west side of Isabela Island ($0^{\circ}17'50.51''S$ $91^{\circ}21'29.86''W$), lying amongst an assortment of seashells, sea urchin spines and bleached coral fragments. The tooth was brought to the LACM, photographed and identified by direct comparison with catalogued white shark specimens. In addition, the tooth was C^{14} dated at the Center for Accelerator Mass Spectrometry at Lawrence Livermore National Laboratory, University of California and returned to the PNG.

RESULTS

Detailed information regarding the specimens re-identified in 2008 was reported in Table 1. Four of the above-mentioned CDRS specimens were misidentified during the examination carried out in 1995. One further fish record was confirmed, and evidence for another was presented.

Order CLUPEIFORMES

Family ENGRAULIDAE

Anchoa ischana (Jordan & Gilbert, 1882)

The CDRS V-6 specimen (Table 1) identified in 1995 as *Anchoa nasus* (Kner & Steindachner, 1867) (the longnose anchovy), is actually *Anchoa ischana* (sharpnose anchovy). The CDRS specimen was compared with a LACM *A. ischana* voucher specimen. Meristics, morphometrics and collection data for the CDRS specimen: dorsal and anal spines absent; anal rays: 22; *Anchoa nasus* (LACM 32911-1) has 24 anal rays. The pseudobranch is normal (not elongate) in the CDRS specimen; body rather elongate, semi-cylindrical; snout moderate, about 3/4 eye diameter; maxilla moderate, tip narrowly pointed, reaching onto sub-operculum, but not to edge of gill cover; gill cover canals of panamensis-type. Anal fin short, its origin below posterior third of dorsal fin base. A narrow silver stripe along flank, deeper above anal fin (about 3/4 to 2/3 eye diameter) broadening at tail.

An X-ray of this specimen is presented in Figure 1 alongside a LACM 32911-1 voucher specimen of *A. nasus*.

Table 1. List of fish specimens identified in 1995 and 2008 with indication of CDRS and LACM code no., date, location and coordinates of finding.

Family	Genus and species		N	LT (cm)	CDRS No.	LACM No.	Location	Latitude/longitude	Date collected	Collector	FB	References
	1995 ID	2008 re-ID										
ENGRAULIDAE	<i>Anchoa nasus</i>	<i>Anchoa ischana</i>	1	11.8	V-6	32911-1	Santa Cruz/ Academy Bay	$0^{\circ}44'30''S$ $90^{\circ}18'15''W$	07/10/1972	Unknown	0.80–1.00	(Whitehead <i>et al.</i> , 1988; Allen & Robertson, 1994, p. 62; Grove & Lavenberg, 1997, p. 183)
CARANGIDAE	<i>Gnathodon speciosus</i>	<i>Gnathodon speciosus</i>	1	19.7	V-777	-	Santa Cruz/ Punta Estrada	$0^{\circ}45'30''S$ $90^{\circ}18'10''W$	03/06/1983	Pelo Fino	0.80–1.00	(Allen & Robertson, 1994, p. 127; Grove & Lavenberg, 1997, p. 360; Robertson <i>et al.</i> , 2004, table 6)
SERRANIDAE	<i>Diplectrum maximum</i>	<i>Paralabrax albonaculatus</i>	1	24.5	V-1205	-	Unknown/ Mangroves	Unknown	12/03/1983	J. Pesantes	E	(Bortone, 1977; Allen & Robertson, 1994, p. 108; Grove & Lavenberg, 1997, p. 326–328; Danulat & Edgar, 2002)
SYNODONTIDAE	<i>Synodus evermanni</i>	<i>Synodus scittuliceps</i>	1	15.5	V-22	-	Unknown	Unknown	26/06/1973	Unknown	0.80–1.00	(Allen & Robertson, 1994, p. 72; Grove & Lavenberg, 1997, p. 202)
ACHIRIDAE	<i>Achirus mazatlanus</i>	<i>Trinectes fonsecensis</i>	1	7.6	V-42	6777-6	Santa Cruz/ Academy Bay	$0^{\circ}44'30''S$ $90^{\circ}18'15''W$	Unknown	G. Houvenaghel	0.80–1.00	(Allen & Robertson, 1994, p. 292; Grove & Lavenberg, 1997, p. 623)

N, number of specimens; LT, length of specimen; FB, FishBase: likelihood of occurrence in Galápagos; E, endemic.



Fig. 1. LACM X-ray no. 1262. (A) LACM voucher of *Anchoa nasus*; (B) *Anchoa ischana* (CDRS V-6).

Order PERCIFORMES
Family CARANGIDAE

Gnathodon speciosus (Forsskål, 1775)

This CDRS V-777 specimen (Table 1) was confirmed *Gnathodon speciosus* (golden trevally). Meristics, morphometrics and collection data for the CDRS specimen: dorsal spines (total): VIII; dorsal soft rays (total): 19; anal spines: III; anal soft rays: 16; gill rakers on first arch (excluding rudiments) 21 + 29; no teeth; lateral line with moderate arch anteriorly; straight part of lateral line with 21 scales followed by 22 scutes; breast completely scaled; lips thick and fleshy; pectorals falcate; anal fin with two detached spines. Colour: faded in alcohol: silver; broad and narrow black bars alternating; fins yellow; few faint spots visible on sides; bars, faint. This specimen was captured in Puerto Ayora by means of a gill-net targeting mullet.

Order PERCIFORMES
Family SERRANIDAE

Paralabrax albomaculatus (Jenyns, 1840)

The CDRS V-1205 specimen (Table 1) identified in 1995 as *Diplectrum maximum* (Hildebrand, 1946) (greater sand perch), is actually *Paralabrax albomaculatus* (white-spotted sandbass). The CDRS specimen was compared with a LACM *D. maximum* voucher specimen. Meristics, morphometrics and collection data for the CDRS specimen: dorsal spines (total): IX; dorsal soft rays (total): 9; anal spines: III;

anal soft rays: 7. (LACM voucher specimen of *D. maximum* dorsal fin continuous; dorsal spines: X, dorsal soft rays 12). The CDRS specimen was further verified by the finely serrated pre-opercular margin and the third elongated spine on the dorsal fin. Colour: faded in alcohol, light brown on upper two-thirds, white below; seven large white spots on upper half of side, and smaller, irregular dark brown spots in surrounding areas, faint pale white line from upper corner of operculum to middle of base of tail fin; caudal fin white basally with dark brown bar across middle portion and broad yellowish rear margin.

Order AULOPIFORMES

Family SYNODONTIDAE

Synodus scituliceps Jordan & Gilbert, 1882

The CDRS V-22 specimen (Table 1) identified in 1995 as *Synodus evermanni* Jordan & Bollman, 1890 (spotted lizardfish), is actually *Synodus scituliceps* (lance lizardfish). Meristics, morphometrics and collection data for the CDRS specimen: dorsal soft rays: 11; anal soft rays: 13; lateral-line scales: 61. Protrusion at tip of lower jaw (as in *S. evermanni*). The CDRS specimen was also compared with a LACM *S. evermanni* voucher specimen. There are no blotches on the sides of the body and the lateral scale count is 57. Note position of the adipose fin where dorsal fin origin closer to adipose fin than snout tip.

Order PLEURONECTIFORMES

Family ACHIRIDAE

Trinectes fonsecensis (Günther, 1862)

The CDRS V-42 specimen (Table 1) identified in 1995 as *Achirus mazatlanus* (Steindachner, 1869) (Pacific lined sole), is actually *Trinectes fonsecensis* (spottedfin sole). The specimen was compared with a LACM *A. mazatlanus* voucher specimen. Meristics, morphometrics and collection data for the CDRS specimen: dorsal rays: 60 commencing at tip of snout; anal rays: 45; pectoral rays: 2 (also a single small ray); blind side of head with fleshy long tentacles; lower lip of eyed side fringed; front nostril on eye-side without ring of cirri; border of operculum on blind side mostly scaled; pectoral fin present, but reduced to one ray; no hair-like filaments on scales; body oval, elongate. Colour: faded in alcohol, but ten dark brown bars visible; scattered rows of spots between bars faintly visible; median fins with dark brown spots visible. *Achirus mazatlanus* and *T. fonsecensis* have virtually identical vertebral and anal-fin ray counts, and there is also a broad overlap for dorsal-fin ray counts (H.J. Walker, personal communication). *Achirus mazatlanus*, however, has a lower dorsal count of ~52–54; the main distinguishing feature between the two species is the presence (*T. fonsecensis*) or absence (*A. mazatlanus*) of the septum between the branchial chambers (see Walker & Bollinger, 2001).

An X-ray of this specimen is presented in Figure 2 alongside a LACM 6777-6 voucher specimen of *T. fonsecensis*.

Order TETRAODONTIFORMES

Family MOLIDAE

Masturus lanceolatus (Liénard, 1840)

Figure 3 shows two photographs of the same specimen (both sides) of *Masturus lanceolatus*, the sharp-tail mola. Meristics, morphometrics based on Matsuura (2002): dorsal soft rays (total): 15–19; anal soft rays: 15–19. Dorsal and anal fins




Fig. 2. LACM X-ray no. 1261. (A) *Trinectes fonsecensis* (CDRS V-42); (B) LACM voucher of *T. fonsecensis*.

similar in shape, positioned far back on body. Distinguished from the ocean sunfish (*Mola mola* Linnaeus, 1758) and the Southern sunfish (*Mola ramsayi* Giglioli, 1883) by the median projection from the clavus (extensions of the dorsal and anal fin rays). The species has been identified from the pointed medial aspect of the caudal fin. None of the other genera possess this feature. The *M. lanceolatus* in Figure 3 is accompanied by a number of juvenile pilot fish *Naucratus ductor* (Linnaeus, 1758). Footage of the sighting can be viewed and downloaded at <http://video.google.com/videoplay?docid=-8388366297406835949#>.

Order LAMNIFORMES

Family LAMNIDAE

Carcharodon carcharias (Linnaeus, 1758)

This specimen record of *Carcharodon carcharias* was based on the CDRS V-1249 large, triangular, saw-edged tooth (enamel height ~ 34 mm, crown width ~ 27.5 mm) (Figure 4). White shark tooth was compared to a dried *C. carcharias* jaw, LACM 38194-1. Results for the C^{14} dating of the shark tooth was 1010 age before present (BP) (Table 2).

Randall (1973) noted that approximate total length (TL) may be estimated based on the enamel height of the largest upper jaw tooth in white sharks. Based on Randall (1973), this tooth might come from a ~ 3.8 m TL white shark; however, there is no way to verify that this is the largest upper tooth.

DISCUSSION

These findings contribute to the ongoing effort to collect baseline data for the Galápagos Archipelago ichthyofauna (Edgar *et al.*, 2004). The variability inherent in all biological systems will cause new fish species to move into Galápagos




Fig. 3. *Masturus lanceolatus* observed off Española Island.

waters and other species decline or disappear. For example, since the 1982/1983 El Niño Southern Oscillation (ENSO) event, the Galápagos damselfish (*Azurina eupalama* Heller & Snodgrass, 1903) vanished from Galápagos waters and was presumed extinct (Grove & Lavenberg, 1997; Calvopiña & Edgar, 2009). During other ENSO events, a number of fish species were found to extend their distribution ranges (Victor *et al.*, 2001; Bearez & Prado, 2003). In addition to the emergence of new records from existing collections, new fish species are continually being discovered from sustained sampling within the archipelago (e.g. Cohen & McCosker, 1998; Anderson & Baldwin, 2000; Baldwin & McCosker, 2001). Moreover, the World Heritage Committee is developing a plan for a multi-national marine protected area between the islands of Cocos, Malpelo and Galápagos; therefore, ongoing re-appraisal of the existing collections and new acquisitions is essential to record accurately the fauna of this region.

In particular, *Anchoa ischana* is noted to occur in the Galápagos Islands (Whitehead & Rodríguez-Sánchez in Fischer *et al.*, 1995). The genus *Anchoa* is represented in the eastern Pacific by 17 species, most of which are very similar and difficult to distinguish (Allen & Robertson, 1994). *Anchoa ischana* is a schooling species occurring in coastal waters over sand, gravel and mud (Peterson, 1956). They feed primarily on planktonic organisms, particularly crustaceans, which are filtered by the gill rakers (Allen & Robertson, 1994). Listed as moderate vulnerability (38.31)




Fig. 4. *Carcharodon carcharias* tooth collected off Isabela Island, Galápagos. Upper photograph: lingual surface; lower photograph: labial surface.

on FishBase.org (Cheung *et al.*, 2005); not listed on the International Union for Conservation of Nature and Natural Resources Red List Status (IUCN, 2009).

The CDRS specimen identified in 1995 as *Gnathodon speciosus* was the first specimen recorded from the Galápagos Archipelago. Grove & Lavenberg (1997) noted that the species is likely to appear in Galápagos waters but interestingly, no other specimens or photographic records are known from the islands. This species is also found in Hawaii, Johnston Island, the Line and the Marquesas Islands, and is listed as a 'supposed eastward migrant' in Robertson *et al.* (2004). *Gnathodon speciosus* is a schooling fish found in deep lagoons and seaward reefs, where they use their protractile mouth to root for crustaceans, invertebrates and small fish in the sand (Allen & Robertson, 1994). Small juveniles live among the tentacles of jellyfish (Lieske & Myers, 1996) and the young display piloting behaviour with sharks and other large fish (Allen & Robertson,

1994). They are also known to follow divers (Jonklaas, 1975), presumably to gain protection from predators (Lieske & Myers, 1996). Listed as moderate to high vulnerability (45.85) on FishBase.org (Cheung *et al.*, 2005). The Red List status of *G. speciosus* has not been evaluated (IUCN, 2009).

Paralabrax albomaculatus is listed as endemic for the Galápagos Islands. *Paralabrax albomaculatus* is a reef-associated species found at depths of 10–75 m (Thresher & Colin, 1986) off rocky coasts and nearby sand patches (Allen & Robertson, 1994). They grow to a maximum size of ~50 cm (Merlen, 1988). Depth distribution varies according to temperature, with preference for cooler water (Reck, 1983). They feed on bony fish, mobile benthic crustaceans (shrimps/crabs), cephalopods including octopus, squid and cuttlefish (Robertson & Allen, 2008). *Paralabrax albomaculatus* is currently fished in the archipelago. There are currently no minimum catch-size restrictions for this species and anecdotal observations (J.S.G.) suggest that average size-at-landing for *P. albomaculatus* is decreasing annually. Listed as moderate to high vulnerability (52.66) on FishBase.org (Cheung *et al.*, 2005); not listed on the IUCN Red List status (IUCN, 2009).

Synodus scituliceps is listed in Allen & Robertson (1994) but not treated in Grove & Lavenberg (1997). *Synodus scituliceps* is a tropical species (24°N–5°S) found in the ETP from the Gulf of California, to Peru, Cabo San Lucas, Mazatlán, Mexico down to Chile (Pequeño, 1989) including the Galápagos Islands (Allen & Robertson, 1994). *Synodus scituliceps* was first recorded in the Galápagos as *S. jenkinsi* by Jordan & Evermann (1896), later synonymized by Meek & Hildebrand (1923). A demersal, fairly common species, it is found in depths of 2–30 m on soft bottoms (Bussing & Lavenberg, 1995), particularly shallow muddy bottoms of bays (Allen & Robertson, 1994). It is listed as low vulnerability (52.66) on FishBase.org (Cheung *et al.*, 2005) and currently not on the IUCN Red List (IUCN, 2009).

Two genera and at least eight species of achirid, including one undescribed species of *Trinectes* occur in the ETP, but only *T. fonsecensis* was previously known from the Galápagos (Grove & Lavenberg, 1997). The species' distribution range extends in the ETP from the Gulf of California to Ecuador where it is found on shallow muddy and sandy bottoms, near estuaries and coastal lagoons (Krupp, 1995). *Trinectes fonsecensis* feeds on crustaceans, small fish and occasionally on detritus (Krupp, 1995). This species is listed as low to moderate vulnerability (30.01) on FishBase.org (Cheung *et al.*, 2005) and is not listed on the IUCN Red List of species (IUCN, 2009).

Masturus lanceolatus was neither listed in Allen & Robertson (1994) nor in Grove & Lavenberg (1997). *Masturus lanceolatus* is a circumglobal species (37°N–35°S) found in tropical to subtropical waters to depths of 6–700 m (Harbison & Janssen, 1987; Figueiredo & Menezes, 2000; Seitz *et al.*, 2002). This is the first verified sighting of *M. lanceolatus* for the Galápagos Archipelago, and one of a handful of sightings for the ETP. The species comprised a portion of the by-catch in the long-line, drift-net and gill-net fisheries that target sharks and rays off Peru. Listed as very high vulnerability (86.25) on FishBase.org (Cheung *et al.*, 2005); currently not on the IUCN Red List status (IUCN, 2009).

Carcharodon carcharias was never recorded verifiably in the Galapagos Archipelago. Allen & Robertson (1994) mentioned that it prefers cooler waters and ranges into the

Table 2. Radiocarbon age determination for *Carcharodon carcharias* tooth (CDRS V-1249). Radiocarbon age expressed as 'years before present'.

CDRS No.	UCR No.	CAM No.	Material	Submitter's ID	$\delta^{13}\text{C}$	C^{14} age (years BP)
V-1249	3636	46958	Dentin	None given	-16.0	1010 ± 40

northern and southernmost ETP. The species was listed as a 'questionable sighting' in Grove & Lavenberg (1997) and McCosker (1998).

The tooth found on Isabela Island may confirm the presence of white sharks in the archipelago, though it is possible that this tooth may have been dropped by a tourist, as shark teeth are routinely worn as necklaces. Nonetheless, this record may support the possibility that a white shark was present in the islands; certainly the geographical and oceanographic characteristics around the Galápagos Islands (Chavez & Brusca, 1991) provide extraordinary environmental conditions, sustaining large populations of potential white shark prey species such as resident and migratory cetaceans and pinnipeds. In particular, the western part of the Galápagos Islands (where the tooth was found) was characterized by a high primary productivity and upwelling systems (Merlen, 1995; Palacios, 2003) sustaining a high abundance of cetaceans.

Carcharodon carcharias is endangered and since 2003 has been listed on the CITES (the United Nations Convention on International Trade in Endangered Species of Wild Fauna and Flora) Appendix III and on CMS (Conservation of Migratory species) Appendices I and II. Considered as very high vulnerability (86.17) on FishBase.org (Cheung *et al.*, 2005) and as 'vulnerable' on the IUCN Red List status (IUCN, 2009).

ACKNOWLEDGEMENTS

We would like to thank R.J. Lavenberg, J. Seigel and R. Feeney (all LACM) for their assistance in the re-identification of the fish species, organizing and funding the C¹⁴ dating, the production of the X-rays and substantial contributions to the white shark section. Thanks also to D. Pauley (Fisheries Centre, University of British Columbia) for overseeing the project and logistical support. Thanks to H.J. Walker (Scripps Institution of Oceanography) for clarification on the distinguishing features between the *Achirus mazatlanus* and *Trinectes fonsecensis*. Thanks to S. Hendersen (Conservation International) for originally discovering the white shark tooth and to R. Bustamante of the Australian Commonwealth Scientific and Research Organization (CSIRO) for his full support and supervision in 1995. Thanks to J.E. McCosker (California Academy of Sciences) for his advice at the original time of fish identification and later peer-review comments. Gratitude to the CDRS and PNG for permission to remove the specimens and to R. Bernsted-Smith, L. Roque and D. Ruiz (all CDRS) and E. Cruz and S. Cardenas (both PNG) for dealing with the insurmountable paperwork required to get the specimens out of the country. Thanks to S. Hutchinson (National Oceanography Centre, Southampton) for his considerable input to the original manuscript and to G. Watkins (CDRS), F. Cruz (PNG) and C. Manning (Lindblad Expeditions) for permission to use the *Mola* picture. Additional thanks go to T. Thys (Ocean Sunfish Research and Tagging Programme, California) for reviewing the manuscript and providing additional information on the sharp-tail mola and to J. Alfaro, from Pro Delphinus Peru, a Peruvian non-profit foundation that has observed sharp-tail mola as by-catch in Peruvian long-line, drift-net and gill-net fisheries.

REFERENCES

- Allen G.R. (2008) Conservation hotspots of biodiversity and endemism for Indo-Pacific coral reef fishes. *Aquatic Conservation: Marine and Freshwater Ecosystems* 18, 541–556.
- Allen G.R. and Robertson D.R. (1994) *The complete divers' and fishermen's guide to fishes of the tropical eastern Pacific*. Bathurst, Australia and Honolulu, Hawaii: Crawford House Press Pty Ltd and University of Hawaii Press.
- Anderson W.D. and Baldwin C.C. (2000) A new species of *Anthias* (Teleostei: Serranidae: Anthiinae) from the Galápagos Islands, with keys to *Anthias* and eastern Pacific Anthiinae. *Proceedings of the Biological Society of Washington* 113, 369–385.
- Baldwin C.C. and McCosker J.E. (2001) Wrasses of the Galápagos Islands, with the description of a new deepwater species of *Halichoeres* (Perciformes: Labridae). *Revista de Biología Tropical* 49, 89–100.
- Bearez P. and Prado P.J. (2003) New records of serranids (Perciformes) from the continental shelf of Ecuador with a key to the species, and comments on ENSO-associated fish dispersal. *Cybium* 27, 107–115.
- Bortone S.A. (1977) Revision of the sea basses of the genus *Diplacrum* (Pisces: Serranidae). *NOAA Technical Report*, Circular no. 404, pp. 1–49. [National Marine Fisheries Services.]
- Bussing W.A. and Lavenberg R.J. (1995) Synodontidae. Lagartos. In Fischer W., Krupp F., Schneider C., Sommer K., Carpenter E. and Niem V.H. (eds) *Guía FAO para la identificación de especies para los fines de la pesca. Pacífico Centro-Oriental*, Volume 3. Rome: FAO, pp. 1625–1628.
- Calvopiña M. and Edgar G. (2009) *Threatened marine species eastern tropical Pacific region—guide and logbook*. The Gordon and Betty Moore Foundation, p. 48.
- Chavez F.P. and Brusca R.C. (1991) The Galapagos Islands and their relation to oceanographic processes in the tropical Pacific. In James M.J. (ed.) *Galápagos marine invertebrates*. New York: Plenum, pp. 9–33.
- Cheung W.W.L., Pitcher T.J. and Pauly D. (2005) A fuzzy logic expert system to estimate intrinsic extinction vulnerabilities of marine fishes to fishing. *Biological Conservation* 124, 97–111.
- Cohen D.M. and McCosker J.E. (1998) A new species of bythitid fish, genus *Lucifuga*, from the Galápagos Islands. *Bulletin of Marine Science* 63, 179–187.
- Danulat E. and Edgar G.J. (2002) *Reserva marina de Galápagos: Línea base de la biodiversidad*. Puerto Ayora: Charles Darwin Foundation and Galápagos National Park Service.
- Edgar G.J., Bustamante R.H., Farina J.M., Calvopiña M., Martínez C. and Toral-Granda M.V. (2004) Bias in evaluating the effects of marine protected areas: the importance of baseline data for the Galapagos Marine Reserve. *Environmental Conservation* 31, 212–218.
- Eschmeyer W.N. (ed.) (1998) *Catalogue of fishes*. San Francisco: California Academy of Sciences.
- Figueiredo J.L. and Menezes N.A. (2000) *Manual de peixes marinhos do sudeste do Brasil*. São Paulo: Museu de Zoologia, Universidade de São Paulo, Brasil.
- Fischer W., Krupp F., Schneider C., Sommer K., Carpenter E. and Niem V.H. (eds) (1995) *Guía FAO para la identificación para los fines de la pesca. Pacífico centro-oriental*. Vertebrados—part 1, Volume 3. Rome: FAO, pp. 647–1200.
- Goodson G. (1988) *Fishes of the Pacific coast*. Stanford, CA: Stanford University Press.

- Grove J.S. and Lavenberg R.J.** (1997) *The fishes of the Galápagos Islands*. Stanford, CA: Stanford University Press.
- Grove J.S., Massay S. and Garcia S.** (1984) Peces de las Galápagos Ecuador. *Boletín Científico y Técnico. Instituto Nacional de Pesca, Guayaquil, Ecuador* 7, 1–157.
- Harbison G.R. and Janssen J.** (1987) Encounters with a swordfish (*Xiphias gladius*) and a sharptail mola (*Masturus lanceolatus*) at depths greater than 600 meters. *Copeia* 1987, 511–513.
- Hastings P.A.** (2000) Biogeography of the Tropical Eastern Pacific: distribution and phylogeny of chaenopsid fishes. *Zoological Journal of the Linnean Society* 128, 319–335.
- Humann P.** (1993) *Reef fish identification: Galápagos*. Jacksonville, FL: New World Publications.
- IUCN (2009) The International Union for Conservation of Nature and Natural Resources (IUCN Red List of threatened species). www.iucn-redlist.org. Downloaded April 2009.
- Jonklaas R.** (1975) *Collecting marine tropicals*. Neptune City, NJ: T.F.H. Publications.
- Jordan D.S. and Evermann B.W.** (1896) The fishes of north and middle America. A descriptive catalogue of the species of fish-like vertebrates found in the waters of North America, north of the isthmus of Panama. *Bulletin of the United States National Museum* 47, 1–1240.
- Krupp F.** (1995) Achiridae. Suelas. In Fischer W., Krupp F., Schneider C., Sommer K., Carpenter E. and Niem V.H. (eds) *Guía FAO para la identificación para los fines de la pesca. Pacífico centro-oriental*, Volume 3. Rome: FAO, pp. 845–850.
- Lieske E. and Myers R.** (1996) *Coral reef fishes Indo-Pacific and Caribbean*. London: Harper Collins Publishers.
- Matsuura K.** (2002) Molidae. Molas (ocean sunfishes, headfishes). In Carpenter K.E. (ed.) *FAO species identification guide for fishery purposes. The living marine resources of the western central Atlantic. Bony fishes, part 2 (Opistognathidae to Molidae), sea turtles and marine mammals*, Volume 3. Tokyo: FAO, pp. 2014–2015.
- McCosker J.E.** (1998) Review of the fishes of the Galápagos Islands by J.S. Grove and R.J. Lavenberg, 1997. *Copeia* 1998, 809–812.
- McCosker J.E. and Rosenblatt R.H.** (1984) The inshore fish fauna of the Galápagos Islands. In Perry R. (ed.) *Key environments Galápagos*. Oxford: Pergamon Press, pp. 133–144.
- Meek S.E. and Hildebrand S.F.** (1923) The marine fishes of Panamá. Part 1. *Field Museum of Natural History* 15, 1–330.
- Merlen G.** (1988) *A field guide to the fishes of Galapagos*. London: Wilmot Books.
- Merlen G.** (1995) *A field guide to the marine mammals of the Galapagos*. Guayaquil: Instituto Nacional de Pesca, pp. 130.
- Nelson J.S.** (1994) *Fishes of the world*. New York: John Wiley & Sons.
- Palacios D.M.** (2003) *Oceanographic conditions around the Galápagos Archipelago and their influence on cetacean community structure*. PhD thesis. Oregon State University, Corvallis, USA.
- Pequeño G.** (1989) Peces de Chile. Lista sistemática revisada y comentada. *Revista de Biología Marina, Valparaíso* 24, 1–132.
- Peterson C.L.** (1956) Observations on the taxonomy, biology, and ecology of the engraulid and clupeid fishes in the Gulf of Nicoya, Costa Rica. *Bulletin of the International Tropical Tuna Commission* 9, 139–211.
- Randall J.E.** (1973) Size of great white shark (*Carcharodon*). *Science* 181, 169–170.
- Reck G.K.** (1983) *The coastal fisheries in the Galápagos Islands, Ecuador: description and consequences for management in the context of marine environmental protection and regional development*. PhD thesis. University of Kiel, Kiel, Germany.
- Robertson D.R. and Allen G.R.** (2008) Shorefishes of the Tropical Eastern Pacific online information system. Version 1.0 (2008). Smithsonian Tropical Research Institute, Balboa, Panamá. www.neotropicalfishes.org/sftep, www.stri.org/sftep. Downloaded April 2009.
- Robertson D.R. and Cramer K.L.** (2009) Shore fishes and biogeographic subdivisions of the Tropical Eastern Pacific. *Marine Ecology Progress Series* 380, 1–17.
- Robertson D.R., Grove J.S. and McCosker J.E.** (2004) Tropical transpacific shore fishes. *Pacific Science* 58, 507–565.
- Seitz A.C., Weng K.C., Boustany A.M. and Block B.A.** (2002) Behaviour of a sharptail mola in the Gulf of Mexico. *Journal of Fish Biology* 60, 1597–1602.
- Thresher R.E. and Colin P.L.** (1986) Trophic structure, diversity and abundance of fishes of the deep reef (30–300 m) at Enewetak, Marshall Islands. *Bulletin of Marine Science* 38, 253–272.
- Victor B.C., Wellington G.M., Robertson D.R. and Ruttenberg B.I.** (2001) The effect of the El Niño Southern Oscillation event on the distribution of reef-associated labrid fishes in the eastern Pacific Ocean. *Bulletin of Marine Science* 69, 279–288.
- Walker H.J. and Bollinger J.** (2001) A new species of *Trinectes* (Pleuronectiformes: Achiridae), with comments on the other Eastern Pacific species of the genus *Revista de Biología Tropical* 49, Supplement 1, 177–186.
- and
- Whitehead P.J.P., Nelson G.J. and Wongratana T.** (1988) FAO Species Catalogue. Volume 7. Clupeoid fishes of the world (suborder: Clupeoidei). An annotated and illustrated catalogue of the herrings, sardines, pilchards, sprats, shads, anchovies and wolf-herrings. Part 2. Engraulidae. *FAO Fisheries Synopsis* 125, Volume 7, pt. 2, pp. 305–579.

Correspondence should be addressed to:

V.L.G. Todd
 Ocean Science Consulting Ltd
 Ocean House, 4 Brewery Lane
 Belhaven, Dunbar, East Lothian
 EH42 1PD, Scotland, UK
 email: v.todd@oceanscienceconsulting.com

J.S. Grove
 Section of Fishes
 Natural History Museum of Los Angeles County
 900 Exposition Boulevard
 Los Angeles, CA 90007, USA
 email: JSGImages@aol.com